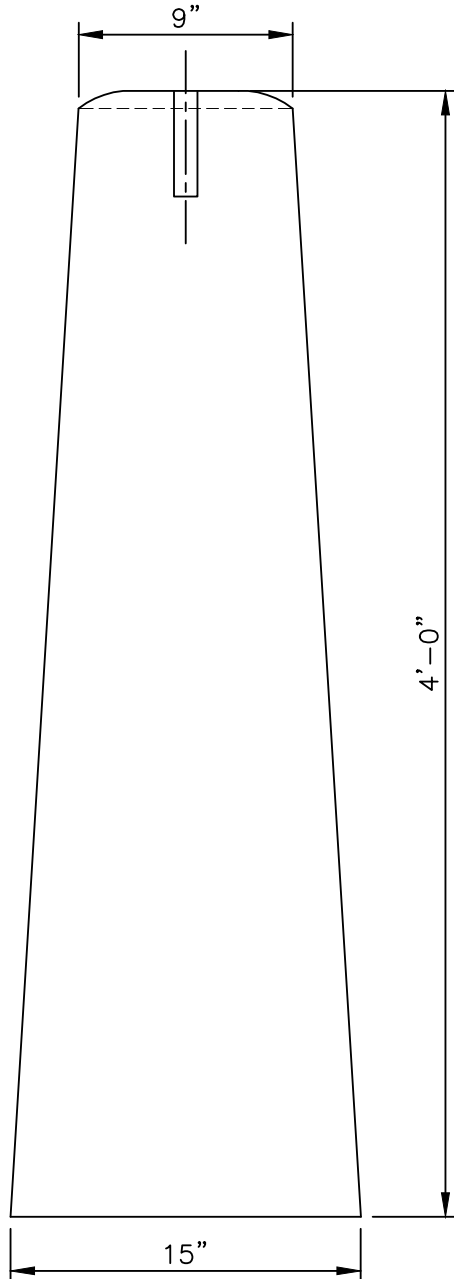


TOP VIEW



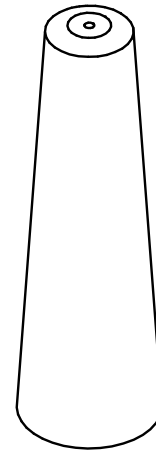
**ELEVATION
PERMANENT SURVEY MARKER**

SPECIFICATIONS:

CONCRETE: 4,000 PSI @ 28 DAYS
 ENTRAINED AIR: 5% - 9%
 STEEL: ASTM A495-A615
 GRADE 60-60KSI

KISTNER CONCRETE PRODUCTS, INC. HAS 4'-0" HIGH N.Y.S.D.O.T. SURVEY MARKERS. UNITS COMPLY WITH N.Y.S.D.O.T. STANDARD SHEET. G.C. SUPPLIES BENCHMARK PLATE.

CODE: HP-SM
 ITEM#: 626-01
 WEIGHT: 468 LBS.



ISOMETRIC VIEW

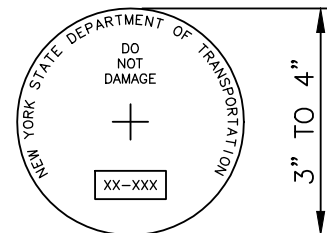
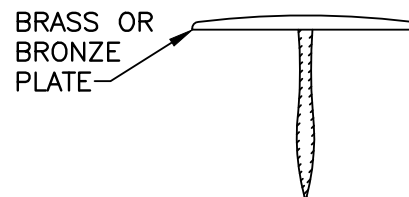


PLATE TOP VIEW



BENCHMARK PLATE

SUPPLIED AND INSTALLED BY G.C.
 GROUTED INTO FORMED HOLE USING
 701-05 CONCRETE GROUTING MATERIAL

DATE: 5/15/19	PROJECT: KCP INHOUSE PERMANENT SURVEY MARKERS	SHEET TITLE: PERMANENT SURVEY MARKER DETAIL SHEET	SHEET NO: 01
SCALE: N.T.S.			DWG. NO: PERM-SRVY-MKR_R0
	KISTNER CONCRETE PRODUCTS, INC. 5550 HINMAN ROAD LOCKPORT, NEW YORK 14094 PHONE 716-434-6157	REV. NO.	DATE
		DESCRIPTION	DRAWN BY: MAK CK'D BY: MJK