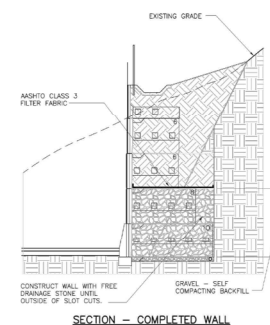
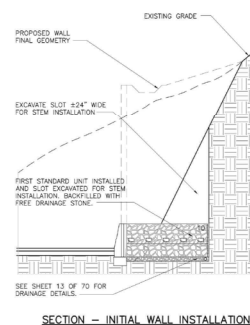
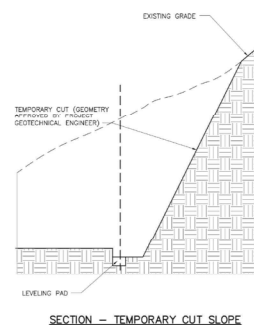
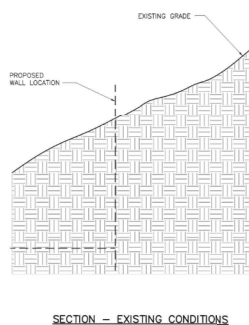
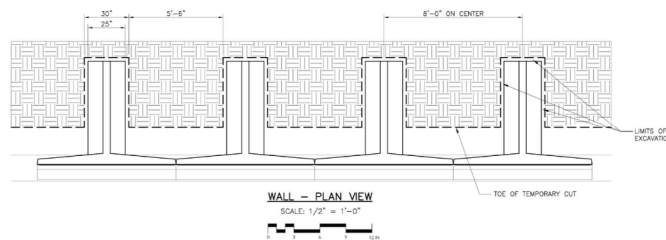
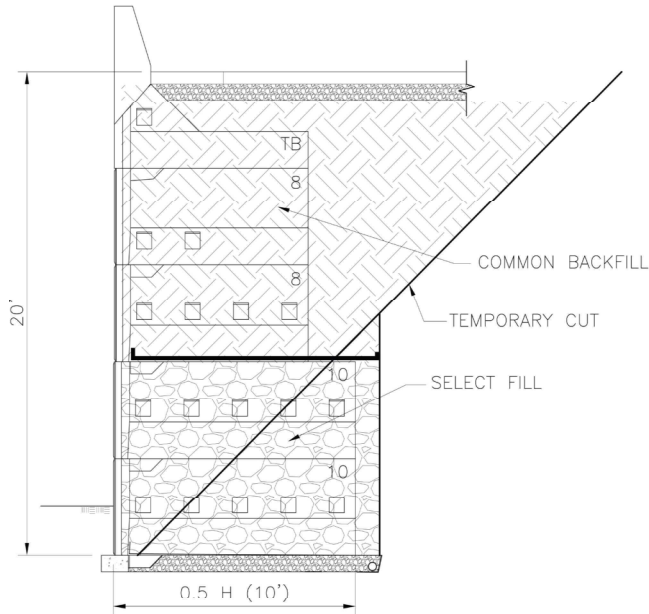
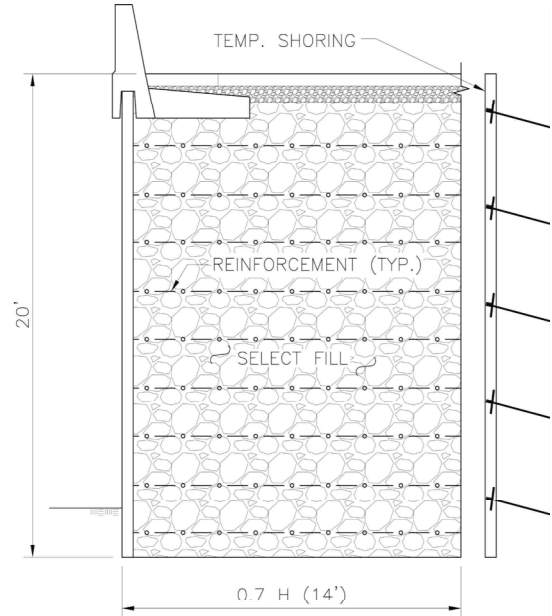


Gravix stems can be placed into slots cut from a cut slope that can eliminate temporary shoring. The photos displayed are three projects where soils and geometry conditions allowed the replacement of temporary shoring behind the permanent retaining wall resulting in savings. If you have questions concerning this detail, please contact Earth Wall Products Engineering Department at 678.594.3451.

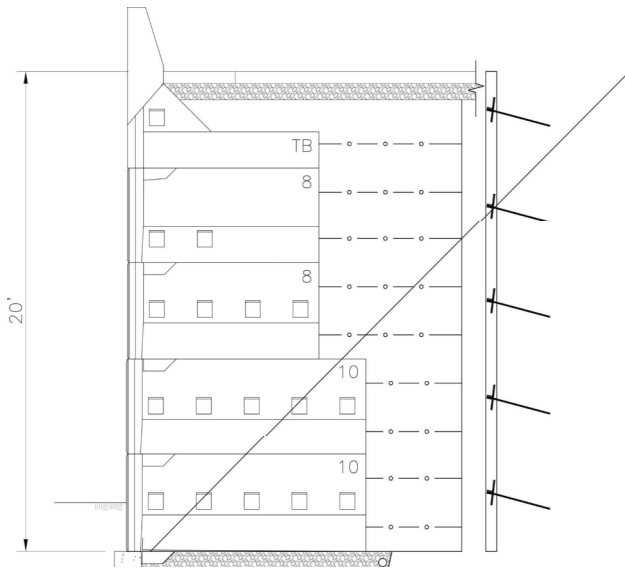




GRAVIX 20' TYPICAL SECTION
N.T.S.



MSE 20' TYPICAL SECTION
N.T.S.



OVERLAY OF GRAVIX/MSE
N.T.S.

MATERIALS COMPARISON PER LF

	<u>GRAVIX</u>	<u>MSE</u>
Temp Shoring	0	20 SF
Select Fill (36" Bucket Slot)	1.9 CY	10.1 CY
Cut Volume	8.7 CY	10.3 CY
Haul Off	3.1 CY	10.3 CY