



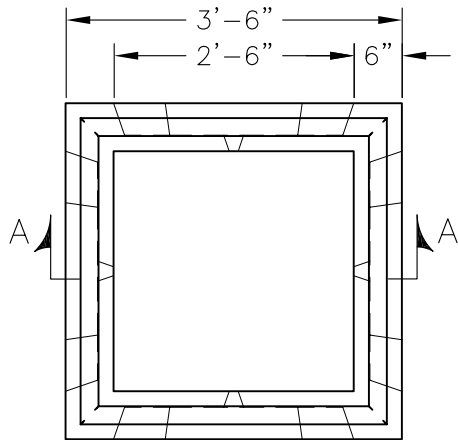
KISTNER CONCRETE PRODUCTS INC.
8713 READ ROAD
E. PEMBROKE, N.Y.
14056
(716) 894-2267

PRODUCT DESIGNATION

30" SQ. X 54" CATCH BASIN

DWG. NO.

CB-CB3054 ©
4/5/07



PLAN

SPECIFICATIONS:

CONCRETE: 4,000 PSI @ 28 DAYS
 ENTRAINED AIR: 5%-9%
 STEEL: ASTM A496-A615 GRADE 60-60 KSI
 DESIGN LOADING: AASHTO HS-20-44 WITH 30% IMPACT AND EQUIVALENT SOIL PRESSURE OF 30 PCF. FLOATATION FORCES NOT ACCOUNTED FOR.
 WEIGHT: 3,398 LBS.
 KNOCKOUT: 28"W x 42"H ALL KNOCKOUTS HAVE 2"-2 1/2" CONCRETE THICKNESS.

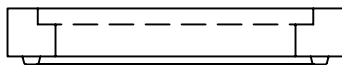
DRAIN HOLE: ALL UNITS HAVE 1" DRAIN HOLES IN EACH KNOCKOUT. CONTRACTOR TO GROUT IF NOT REQUIRED.

RAISED FRAME & GRATE

6" CAP WITH FRAME CAST IN FLUSH FOR R4882A GRATE

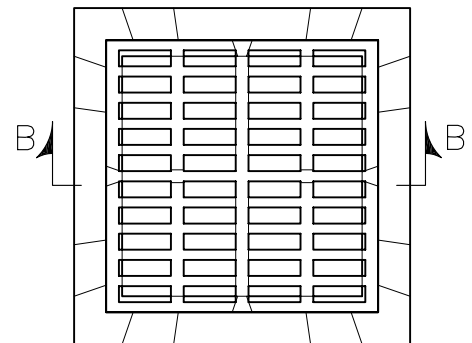
CONTRACTOR TO SUPPLY

4" HIGH STEEL FRAME & GRATE 2816B (SETS ONLY)



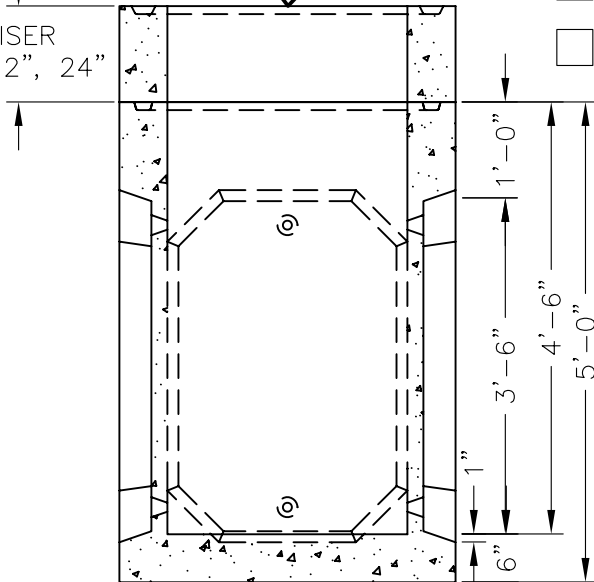
BITUMASTIC COATING (IF REQUIRED)

- INTERIOR
- EXTERIOR
- NONE REQ'D



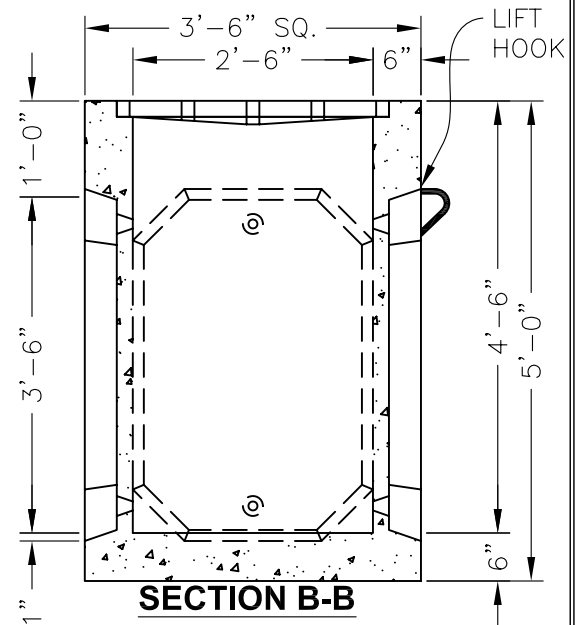
PLAN

RISER 6", 12", 24"



SECTION A-A

CODE: 320B FRAME AND GRATE IN CAP OR RAISED STYLE TO BE USED.



SECTION B-B

CODE: 321B WITH NEENAH R4882A GRATE OR EQUAL - HS-20-44 LOADING BICYCLE PROOF CAST IN FLUSH